

Tilt-in-Space

RODEO



- **Customize**

Custom-built to your specifications to meet each individual's physical needs

- **Upholstery Colors**

Removable, washable Cordura available in various colors

- **5 Years of Growth Capabilities**

Adjustable seat depth extends chair life for a growing child

- **Dynamic Positioning**

Accommodates functional or rest positions and increased sitting tolerance for maximum comfort

- **Adjustable Recline**

Opens the seat-to-back angle to provide postural relief

Transit

.....



Meets or exceeds WC19 safety standards for safe transportation

(optional)

Adjustable Tilt

.....



Provides pressure relief and upper body support

Elevating Legrest

.....



Provides adjustability for lower extremities

Attendant Hand Brake

.....



For increased safety and control (optional)

Lightweight • Compact Folding • Convenient

.....

 **Convaid**
Now You're Going Places



888-Convaid (266-8243)
www.convaid.com


Accessories



Headrest Cover
(Canopy)



Upper Extremity
Support Surface



Attendant
Hand Brake



Oxygen Tank Bag



Heavy-Duty Under
Storage Basket



Utility Bag

Pelvis Positioning



3-Pt Positioning Belt
with Depth Adjustable
Crotch Strap
(Transit Required)



- Solid Seat Insert

Seat Cushions

- Support
- Position
- Align

Upholstery Colors

Cordura



Black



Red



Blue



Pink



Nile Green



Purple



Forrest Green



Burgundy



Chocolate

Foot & Leg Positioning



Medial Thigh Support
(Abductor)



Lateral Thigh Support
(Adductor)

- Foot Positioners (Transit Required)
- Legrest Extension 2"
- Calf Panel

Trunk Positioning



H-Harness with
Padded Covers
(Transit Required)



Adj. Lateral Support



Full Torso Support Vest



Reducer Seat Insert

Frame Options

- Adjustable Recline
- Height Adjustable Flip-up Armrests
- Side Panels (Solid or Mesh)

Head Supports

- Occi Headwings
- Padded Headwings
- Headrest Extension (Transit Required)

Tire Options

- 12.5" Rear Solid Knobby Tire
- 7.5" x 2" Front 12.5" Rear Pneumatic Knobby Tire

Transit Options

- Q'Straint Transit Lap Belt
- Sure-Lok Transit Lap Belt
- Upper Extremity Support Surface (Foam Tray)

Adjustable Tilt & Recline





Tilt-in-Space Rodeo

Standard Specifications

MEASUREMENTS:



















INCHES

HCPCS: E1232

- * - Plus or minus .5 inches due to fabric.
- Δ - Weight of chair is without front rigging
- ^ - Seat back height
- - Adjustable push handle is not available on 18 inch models

Use only Convoid options and parts on Convoid products. Convoid parts are not interchangeable with other manufacturer's products. Replace any worn parts immediately.

Note: Convoid maintains a policy of continual product improvement; therefore, we reserve the right to make changes without notice.

	RD 10	RD 12	RD 14	RD 16
Seat Width* 	10	12	14	16
Seat Depth 	7 - 12	9 - 14	11 - 16	13 - 18
Seat Back Height^ 	21	22	24	25
Seat to Footplate* 	9 - 14	9 - 14	11 - 16	12 - 18
Seat to Floor* 	20	21	22	22
Recline Adjustment 	0° - 20°	0° - 20°	0° - 20°	0° - 20°
Tilt Adjustment 	5° - 45°	5° - 45°	5° - 45°	5° - 45°
Overall Height 	43	43	44	45
Overall Length 	30.5	35	35	36
Overall Width 	21	23	25	27
Folded Length 	33.5	34	34	40
Folded Width 	21	23	25	27
Folded Height 	17.5	17	18	18
Headrest Extension 	6	8	8	8
Shoulder Strap Height 	13 - 19	15 - 21	16 - 22	18 - 24
Footplate Adjustment Angle 	±20°	±20°	±20°	±20°
Weight Capacity Regular/Transit 	75/66 lbs	75/66 lbs	100/100 lbs	170/140 lbs
Weight of Chair Δ 	29 lbs	33 lbs	37 lbs	39 lbs



Tilt-in-Space Rodeo

Standard Specifications



















MEASUREMENTS:

CENTIMETERS

- * - Plus or minus .5 inches due to fabric.
- Δ - Weight of chair is without front rigging
- ^ - Seat back height
- o - Adjustable push handle is not available on 18 inch models

Use only Convoid options and parts on Convoid products. Convoid parts are not interchangeable with other manufacturer's products. Replace any worn parts immediately.

Note: Convoid maintains a policy of continual product improvement; therefore, we reserve the right to make changes without notice.

	RD 10	RD 12	RD 14	RD 16
Seat Width* 	25.5	30.5	35.5	40.5
Seat Depth 	17.8 – 30.5	22.9 - 35.6	27.9 - 40.6	33 - 45.7
Seat Back Height^ 	53.3	56	61	63.5
Seat to Footplate* 	23 – 35.6	23 – 35.6	28 - 40.6	30.5 – 45.7
Seat to Floor* 	51	53	56	56
Recline Adjustment 	0°- 20°	0°- 20°	0°- 20°	0°- 20°
Tilt Adjustment 	5° - 45°	5° - 45°	5° - 45°	5° - 45°
Overall Height 	109	109	112	114
Overall Length 	77.5	89	89	91.5
Overall Width 	53	58.5	63.5	68.5
Folded Length 	85	86	86	101.5
Folded Width 	53.3	58.5	63.5	68.5
Folded Height 	44.5	43	45.7	45.7
Headrest Extension 	15	20	20	20
Shoulder Strap Height 	33 - 48.3	38 - 53.3	40.6 - 56	45.7 – 61
Footplate Adjustment Angle 	±20°	±20°	±20°	±20°
Weight Capacity Regular/Transit 	34/30 kg	34/30 kg	45.5/45.5 kg	77/63.6 kg
Weight of Chair Δ 	13.2 kg	15 kg	16.8 kg	17.7 kg