

Fixed - Tilt

CRUISER



- **Customize**

Custom-built to your specifications to meet each individual's physical needs

- **Upholstery Styles & Colors**

Removable, washable Cordura or Textilene available in various colors

- **5 Years of Growth Capabilities**

Adjustable seat depth extends chair life for a growing child

- **Comprehensive Positioning Options**

Provides maximum comfort and optimal positioning

- **Self-Tensio™**

Built in self-tensioning seating system increases sitting tolerance



Options:

Transit



Meets or exceeds WC19 safety standards for safe transportation in a school bus or van

Planar



Solid Seat & Back
Provide In-Depth Seating & Therapeutic Positioning

Wheels



Various tire combinations for any surface or terrain

Push Handle



One Piece Push Handle easily adjusts in height or
Classic Two Piece Push Handle

Attendant Hand Brake



For increased safety and control

Lightweight • Compact Folding • Convenient

 **Convaid**
Now You're Going Places



888-Convaid (266-8243)
www.convaid.com

Accessories



Headrest Cover
(Canopy)



Upper Extremity
Support Surface



Travel Bag



SaddleBag



Underseat Storage
Basket



Utility Bag



Caster Locks



Curb Tipper

Pelvis Positioning



3-Pt Positioning Belt
with Depth Adjustable
Crotch Strap
(Transit Required)



Seat Cushions

- Support
- Position
- Align

- Custom Seat Depth Extension 3"
- Heavy Duty Reinforced Upholstery

Upholstery Colors

Textilene



Navy Blue



Teal



Purple



Raspberry

Cordura



Black



Red



Purple



Pink



Blue




Nile Green



Forrest Green



Burgundy



Chocolate

Foot & Leg Positioning



- Angle Adj. Footplates
- Footplate Securement Strap
- Foot Positioners (Transit Required)



Calf Panel



Medial Thigh Support
(Abductor)



Lateral Thigh Support
(Adductor)

Trunk Positioning



H-Harness with
Padded Covers
(Transit Required)



Soft Adj. Lateral Support



Full Torso Support Vest



Reducer Seat Insert

Transit Options

- 5-Point Harness
- Q'Straint Transit Lap Belt
- Sure-Lok Transit Lap Belt

Head Supports

- Occi Headwings
- Padded Headwings
- Headrest Extension (Transit Required)

Tire Options

- 12.5" Rear Solid Knobby Tire
- 7.5" x 2" Front 12.5" Rear Pneumatic Knobby Tire
- 8" x 2" Front Ribbed, 12.5" Rear Solid or Pneumatic Knobby Tire
- 6" x 2" Front Ribbed, 12.5" Rear Solid Knobby Tire
- 11" Rear Solid Tire

Frame Options

- One or Two Piece Push Handle
- Anatomic Back
For additional lumbar support

Upholstery



Cordura



Textilene

Cruiser 18



- 2-Piece Push Handle
- 8" Front and 11" Rear Tires
- Silver Frame
- Adult Style Cordura Upholstery
- Headrest Extension
- H-Harness with Padded Cover



Fixed Tilt Cruiser

Standard Specifications

MEASUREMENTS:

















INCHES

HCPCS:E1236

- * - Plus or minus .5 inches due to fabric.
- Δ - Weight of chair is without front rigging
- ^ - Seat back height
- o - Adjustable push handle is not available on 18 inch models

Use only Convoid options and parts on Convoid products. Convoid parts are not interchangeable with other manufacturer's products. Replace any worn parts immediately.

Note: Convoid maintains a policy of continual product improvement; therefore, we reserve the right to make changes without notice.

	CX 10	CX 12	CX 14	CX 16	CX18
Seat Width* 	10	12	14	16	18
Seat Depth 	6 – 11	8 – 13	10 – 15	11 – 16	14 – 21
Seat Back Height^ 	21C /20T	22C/20T	25C/23T	27C/24T	25C/25T
Seat to Footplate* 	5 – 21	5 – 25	4 – 22	4 – 22	8 – 23
Seat to Floor* 	23	24	22	23	26
Seat-to-Back Angle 	85°/90°/95°	85°/90°/95°	85°/90°/95°	85°/90°/95°	85°/90°/95°
Seat Angle 	30°	30°	30°	30°	30°
Overall Height 	37	38	37	40	38
Overall Length 	48	44	49	52	55
Overall Width 	28 – 43	29 – 46	28 – 45	31 – 48	N/A
Folded Length 	47	48	47	53	50
Folded Width 	15	15	16	16	15
Folded Height 	17	17	17	17	17
Headrest Extension 	6	8	8	8	10
Shoulder Strap Height 	11 – 19	12 – 20	15 – 23	17 – 25	16 – 22
Push Handle Adjustments ^o 	22	23.5	25.5	27.5	28.5
Weight Capacity Regular/Transit 	75/66 lbs	75/66 lbs	100/100 lbs	170/170 lbs	250/170 lbs
Weight of Chair Δ 	27 lbs	27 lbs	28 lbs	32 lbs	30 lbs



Fixed Tilt Cruiser

Standard Specifications

MEASUREMENTS:

CENTIMETERS

- * - Plus or minus .5 inches due to fabric.
- Δ - Weight of chair is without front rigging
- ^ - Seat back height
- - Adjustable push handle is not available on 18 inch models

Use only Convoid options and parts on Convoid products. Convoid parts are not interchangeable with other manufacturer's products. Replace any worn parts immediately.

Note: Convoid maintains a policy of continual product improvement; therefore, we reserve the right to make changes without notice.

	CX 10	CX 12	CX 14	CX 16	CX18
Seat Width*	25.5	30.5	35.5	40.5	45.5
Seat Depth	15.2 - 27.9	20 - 33	25.4 - 38	27.9 - 40.6	35.6 - 53.3
Seat Back Height^	53C /51T	56C/51T	64C/58T	71C/61T	64C/64T
Seat to Footplate*	13 - 53.4	13 - 63.5	10 - 56	10 - 57	20.3 - 58
Seat to Floor*	58	61	56	58.4	66
Seat-to-Back Angle	85°/90°/95°	85°/90°/95°	85°/90°/95°	85°/90°/95°	85°/90°/95°
Seat Angle	30°	30°	30°	30°	30°
Overall Height	94	97	94	102	97
Overall Length	122	112	124.5	132	140
Overall Width	56	60	65	70	72.4
Folded Length	119	122	119	135	127
Folded Width	38	38	41	41	38
Folded Height	43	43	43	43	43
Headrest Extension	15	20	20	20	25.4
Shoulder Strap Height	28 - 48	30.5 - 51	38 - 58	43 - 63.5	41 - 56
Push Handle Adjustments ○	71 - 109	74 - 117	71 - 114	78 - 122	N/A
Weight Capacity Regular/Transit	34/30 kg	34/30 kg	45.5/45.5 kg	77/77 kg	144/77 kg
Weight of Chair Δ	12 kg	12 kg	13 kg	14 kg	14 kg